



**Independent**  
Miniature Horse Registry Inc  
[www.imhr.com.au](http://www.imhr.com.au)

# MINIATURE HORSE QUARTERLY

Official Publication of the Independent Miniature Horse Registry Inc.

*Issue 25*  
*\$8.00*

## **Oh What A Beautiful Baby !**

Foal Brag Issue



*Danna*





# Shangrila

## 7th ANNUAL AUCTION

12.30pm 22nd January 2012

**Mares in foal to SMHC Ringmaster & FW Aztecs Laramie + Breeding Services!**

**Ringmaster**

2 x National Champion of Champions  
Owned by King Park



**Laramie**

National Champion of Champions  
Owned by King Park

**Proven Show Horses incl National Champions - Full Siblings to National Champions - Breeding Stock**

Layout: sahledesign.org



**PHONE BIDDING AVAILABLE**

### HIGHLIGHTS OF THE AUCTION

- Mares in foal to American Shetlands Ringmaster & Laramie (inc LFG)
- A service to Laramie will be offered for the first time ever (not at Public Stud)
- Progeny available by Black Mountain Majestic Vision (Imp USA), Scott Creek Monarch Calling Card (Imp USA), Shangrila BW Special Effect (National Supreme) and more.
- Proven show horses - the result of over 30 years breeding and refining!
- Large selection of show colts & geldings
- Shangrila has the right to withdraw horses at any time from the auction.



**Shangrila BW Special Effect**  
National Mini Supreme Exhibit  
Owned by Shangrila



**Shangrila Miniature Horse Stud**  
47 Cavey Rd, Monbulk, Victoria  
shangrilastud@hotmail.com  
0438 377 769



## Publishing Rates & Deadlines Black and White (per issue)

Full Page	110.00
Half Page	60.00
Quarter Page	35.00
Business Card	7.00
Classifieds (text only)	7.00

## Colour (per issue)

Full page	130.00
Half Page	70.00
Quarter Page	40.00
Centre Spread	180.00

Stud profiles are free and are limited to one photo to a maximum article size of half page. No sales or advertising is permitted in stud profiles.

Issue	Deadline	Print
Jan/Feb/Mar (Foal)	<b>1st Feb</b>	mid-Feb
Apr/May/Jun (National)	<b>1st May</b>	mid-May
Jul/Aug/Sep (Stallion)	<b>1st Aug</b>	mid-Aug
Oct/Nov/Dec (Mare/Foal)	<b>1st Nov</b>	mid-Nov

Please contact these people for information about IMHR or shows and activities in your area.  
Contact the Secretary if you would like to be an Area Coordinator.

**Leigh Palmer - Bendigo & District -**

cramer.park.minis@bigpond.com

**Elizabeth O'Brien - Tamworth -**

myeyor@yahoo.com.au

**Gayle Ward - Logan Qld -**

gayleward48@hotmail.com

**Karen Keves - South Australia -**

karen.kbw@bigpond.com

**Jennifer Elliott - Queensland (North) -**

jendanelle@yahoo.com.au

**Angela Smyth - Central Qld -**

clipsmart@bigpond.com

**Sandy DeLaPair - Western Australia -**

sandyedgestud@inet.net.au

## Inside this Issue...

Cover: Sapphire Park Tigeress Imprint	Cover
Advertiser: Shangrila Stud 7th Annual Auction	Inside Front
Publishing Rates & Deadlines / Area Co-Ordinators	3
IMHR Contacts / Welcome New Members	4
Presidents Report	5
WIN A HORSE FLOAT - Camerons Floats	6
Your Pre-Drive Safety Checklist	7
IMHR Victorian State Show Program	8 - 9
2012 IMHR National Show	10
Show Program: TD&WPA / Manilla Equestrian Results	11
Advertiser: Brooke The Clipper Girl (USA)	12
Show Program: IMHR SA Speciality Show	13
Advertiser: Omega Feeds - IMHR QLD Sponsor	14
Show Program: IMHR QLD For The Love of Horses	15
Member Article: Chesters Park Little Miracle	16
IMHR National Hi Point Winners	17
FOAL BRAG !	18 - 20
Article: Young Horse Development Part 1	21 - 25
IMHR Annual General Meeting Minutes & Finances	26 - 27
Equitana Report and Results	28 - 30
Member Notices / Upgrades	31
Business Card & Service Directory / Tick Removal	32 - 33
Advertising Sample Sizes	34
Advertiser: D & M StockFeeds - IMHR VIC Sponsor	Inside Back
Merry Christmas and Happy New Year !	Back Cover

# IMHR Contacts

## President (National Office)

Leanne Williams  
"Lakeview"  
2459 Currawang Road Currawang NSW 2580  
Ph: (02) 4844 6393 Fax: (02) 9475 4671  
office@imhr.com.au

## Vice President

Nicole Kelly - sapphireparkminis@bigpond.com

## Secretary

Leonie Boehme  
Ph: (02) 4829 2209 leonieb@whisperingpines.net.au

## Treasurer

Kerrie Pendred - kerrie\_pendred@pillar.com.au

## Committee

Joshua Love - joshualove@hotmail.com.au  
Gayle Ward - gayleward48@hotmail.com  
Gay Bostock - friendlyventure@bigpond.com

## Non-Committee Positions

### NSW Show Promotions Officer

Margaret Wiseman - manchurianminis@bigpond.com

### Sponsorship Coordinator

Vicki Klein - vickiklein8@bigpond.com

### MHQ Editor (from Issue 26)

Christina De Lucchi - christina@jaydeeminiaturehorses.com

### Webmaster

office@imhr.com.au

### Horse Deals Ad Coordinator

### High Point Coordinator

Brenda Peet - peettribe@aapt.net.au

### Harness Co-Ordinator

Gay Bostock - friendlyventure@bigpond.com

### National Youth Co-Ordinator

Position Vacant - Contact Secretary to nominate

## Welcome New Members

1001 NFP  
1002 NFP  
1003 Dianne Mickkelson  
1004 Axel & Lisa Thomas  
1005 Lacey Toynton  
1006 Garry, Carolyn & Jaxon Scott  
1007 Karena Macmillan  
1008 Jessica Roddam  
1009 Natalie Klotz & Scott McInnes  
1010 Montana Owens  
1011 Tara Bottom  
1012 Andrew & Catherine Ancrum  
1013 Gary & Linda Scarlett  
1014 Jenny, Cassandra & Samantha Evans  
1015 Terry Boyd & Elizabeth Stacey  
1016 NFP  
1017 Emma Manning  
1018 NFP  
1019 Jim, Denise & Jess Honan

1020 Amy Stewart  
1021 Christina Berglund  
1022 Brianna Whittington  
1023 NFP  
1024 Diana Trainor  
1025 Laura McCausland  
1026 Wendy Saillard & Michael Goodfellow  
1027 Emma Ferraris  
1028 Carol Francis  
1029 Michelle Innis  
1030 Helen & Martin Coyne  
1031 Joan & Leslie Hansford  
1032 Jackie Matthews  
1033 Natasha & Shane Peasley  
1034 Sharon Turner  
1035 JR & MH Simpson

NFP - Not for Publication

*Show Jumping Rabbits !!*





# Presidents Report

## *Equitana*

It's been a very busy few months with lots of shows and of course Equitana ! A report from Equitana, photos and the halter results feature in this issue. It was a fantastic promotional opportunity for the Miniatures. A selection of entries in the Youth Colouring Competition are below - it was wonderful to see how creative the kids were !

## *Social Networking*

While a very convenient and speedy way to communicate to the worldwide audience, please remember that comments are there forever and could be visible to new and potentially new members. We want to give everyone a positive impression of our industry and not scare them away with negative stories about fellow miniature horse enthusiasts or related organisations. While your passion is admirable, negatively is best left off public forums.

Try to make your posts positive and ask yourself - if you were interested in joining the miniature horse family is it something that you would want to read ? We are generally a friendly, helpful bunch and we don't want to give a bad first impression.

## *Growing the Industry*

There is a lot of talk about the saturated market for miniature horses driving the prices down. While it is easy to blame over-breeding or breeders focusing on quantity over quality, there is also the issue of the market itself. If we don't look at ways to increase interest in miniature horse ownership (and therefore increase demand) our industry will certainly be adversely affected.



Try to do something positive to grow your industry at every opportunity. Simple things like attending your local agricultural show and taking the time to talk to public who are always wanting more information about our horses. Also ads in local newspapers, TV shows that have features on animals right through to supporting large promotional opportunities such as Equitana will certainly go a long way to attracting more people to the industry which translates to more customers for YOU.

*Celine Aged 14*



*Lachlan Aged 6*



*Emily Aged 5*



*Angus Aged 5*



*Olivia Aged 5*



*Hayden Aged 2*



*Olivia Aged 5*



# WIN A BRAND NEW HORSE FLOAT

only \$20 per ticket



Independent  
Miniature Horse Registry Inc  
[www.minihorseinfo.com](http://www.minihorseinfo.com)

## BUY TICKETS FROM...

Online at [imhr.com.au](http://imhr.com.au)  
or

Call (02) 4844 6393  
\$20 per ticket



## FEATURES...

- Electric brakes & light truck tyres
- Galvanised steel & fibreglass sheeting
- Sealed rubber floor
- Swing up jockey
- 2 Pop up vents & 2 whirly birds
- Mesh dividers
- Cherkerplate stone guards
- Gas strut rear door & tailgate
- Roller rocker suspension
- 3.6m L x 1.65m W

Set up  
for  
5 minis

Photo for illustration purposes only. Float will be made new. Registration and transport costs are the responsibility of the winner. Can be made to accomodate 2 full size horses at an additional cost. Raffle drawn when 750 tickets are sold.



Special thank you to **Cameron's Floats & Sapphire Park Miniature Horses**  
Bucca, Qld | [sapphireparkminis.com](http://sapphireparkminis.com)

[WWW.IMHR.COM.AU](http://WWW.IMHR.COM.AU)



# YOUR PRE-DRIVE SAFETY CHECKLIST

## ***Before any kind of trailer travel, do a once-over in these areas, checking that:***

- ✓ All lights are working;
- ✓ Brakes are working, and brake maintenance is up-to-date;
- ✓ Trailer hitch is secure, and safety chains are on;
- ✓ Dirt and debris are swept out;
- ✓ Trailer mats are clean and dry;
- ✓ Dividers are securely fastened;
- ✓ Loose, rattling parts have been tightened or secured;
- ✓ Sharp edges or loose wires inside trailer are fixed;
- ✓ Trailer is loaded properly and within weight limits;
- ✓ Lug nuts on all wheels are tight; and
- ✓ Tire pressure is within recommended ranges when tires are cold.

## ***Be sure you've packed:***

- ✓ First aid kits for horses *and* humans;
- ✓ An emergency kit with flares or cones, a working jack, and extra halters and lead ropes;
- ✓ A fire extinguisher that is working and easily accessible;
- ✓ A lug wrench or tire iron, and a tire pressure gauge;
- ✓ Fully charged cell phone(s), and a charger on board;
- ✓ A list of emergency numbers, including physician and veterinarian;
- ✓ Equipment and gear that is secured in the trailer with bungee cords or rope to keep things in place in the event of a collision.

## ***Once horses are loaded and before driving off, check that:***

- ✓ Horses are tied securely and with proper length of lead rope or quick-release trailer tie;
- ✓ Hay nets are securely fastened;
- ✓ Butt chains or bars are fastened; and
- ✓ All doors, windows, and gates are securely latched.

## ***Finally, drive with caution. Towing a trailer alters the way your vehicle handles:***

- ✓ Allow more time for stopping;
- ✓ Keep greater distance between you and the vehicle ahead;
- ✓ Signal for turns earlier;
- ✓ Stop every few hours to give your horses a break from the motion and noise, and to offer them water; and
- ✓ If you're driving more than 12 hours, break it up and plan to stay somewhere overnight.

—Lisa Kemp

# IMHR VIC State Championship Show

25<sup>th</sup> – 26<sup>th</sup> February 2012

## Saturday – 25<sup>th</sup> February @ 9am

- |  |  |
|--|--|
| 1 Youth Handler  | 27 Small Horse Broodmare                           |
| 2 Adult Handler  | Grand Champion Senior Small Horse Mare             |
| 3 Miniature Horse Gelding Weanling/Yearling            | Reserve Grand Champion Senior Small Horse Mare     |
| 4 Miniature Horse Horse Gelding Two Years Old          | 28 Small Horse Colt Weanling                       |
| Grand Champion Junior Miniature Horse Gelding          | 29 Small Horse Colt Yearling                       |
| Reserve Grand Champion Junior Miniature Horse Gelding  | 30 Small Horse Colt Two Year Old                   |
| 5 Miniature Horse Gelding Three Years Old              | Grand Champion Junior Small Horse Colt             |
| 6 Miniature Horse Gelding Four Years & Over            | Reserve Grand Champion Junior Small Horse Colt     |
| Grand Champion Senior Miniature Horse Gelding          | 31 Small Horse Stallion Three Years Old            |
| Reserve Grand Champion Senior Miniature Horse Gelding  | 32 Small Horse Stallion Four Years & Over          |
| 7 Miniature Horse Filly Weanling                       | Grand Champion Senior Small Horse Stallion         |
| 8 Miniature Horse Filly Yearling                       | Reserve Grand Champion Senior Small Horse Stallion |
| 9 Miniature Horse Filly Two Year Old                   | Supreme Junior Small Horse Exhibit                 |
| Grand Champion Junior Miniature Horse Filly            | Supreme Senior Small Horse Exhibit                 |
| Reserve Grand Champion Junior Miniature Horse Filly    | 33 Little Horse Gelding 2 Years & Under            |
| 10 Miniature Horse Mare Three Years Old                | 34 Little Horse Gelding 3 Years & Over             |
| 11 Miniature Horse Mare Four Years & Over              | Grand Champion Little Horse Gelding                |
| 12 Miniature Horse Broodmare                           | Reserve Grand Champion Little Horse Gelding        |
| Grand Champion Senior Miniature Horse Mare             | 35 Little Horse Filly 2 Years & Under              |
| Reserve Grand Champion Senior Miniature Horse Mare     | 36 Little Horse Mare 3 Years & Over                |
| 13 Miniature Horse Colt Weanling                       | Grand Champion Little Horse Mare                   |
| 14 Miniature Horse Colt Yearling                       | Reserve Grand Champion Little Horse Mare           |
| 15 Miniature Horse Colt Two Year Old                   | 37 Little Horse Colt 2 Years & Under               |
| Grand Champion Junior Miniature Horse Colt             | 38 Little Horse Stallion 3 Years & Over            |
| Reserve Grand Champion Junior Miniature Horse Colt     | Grand Champion Little Horse Stallion               |
| 16 Miniature Horse Stallion Three Years Old            | Reserve Grand Champion Little Horse Stallion       |
| 17 Miniature Horse Stallion Four Years & Over          | Supreme Little Horse Exhibit                       |
| Grand Champion Senior Miniature Horse Stallion         | Supreme of Supremes                                |
| Reserve Grand Champion Senior Miniature Horse Stallion | 39 Classic Head Colt                               |
| Supreme Junior Miniature Horse Exhibit                 | 40 Classic Head Stallion                           |
| Supreme Senior Miniature Horse Exhibit                 | 41 Classic Head Filly                              |
| 18 Small Horse Gelding Weanling/Yearling               | 42 Classic Head Mare                               |
| 19 Small Horse Gelding Two Years Old                   | 43 Classic Head Junior Gelding                     |
| Grand Champion Junior Small Horse Gelding              | 44 Classic Head Senior Gelding                     |
| Reserve Grand Champion Junior Small Horse Gelding      | 45 Best Dilute Colour                              |
| 20 Small Horse Gelding Three Years Old                 | 46 Best Solid Colour                               |
| 21 Small Horse Gelding Four Years & Over               | 47 Best Broken Colour                              |
| Grand Champion Senior Small Horse Gelding              | 48 Best Spotted Colour                             |
| Reserve Grand Champion Senior Small Horse Gelding      | 49 Best Taffy/Silver Colour                        |
| 22 Small Horse Filly Weanling                          | 50 Best Any Other Colour                           |
| 23 Small Horse Filly Yearling                          | 51 Owners Group Of Two                             |
| 24 Small Horse Filly Two Year Old                      | 52 Get of Sire (2 exhibits by same sire)           |
| Grand Champion Junior Small Horse Filly                | 53 Produce of Dam (2 exhibits out of same dam)     |
| Reserve Grand Champion Junior Small Horse Filly        |  |
| 25 Small Horse Mare Three Years Old                    |  |
| 26 Small Horse Mare Four Years & Over                  |  |



# IMHR VIC State Championship Show

25<sup>th</sup> – 26<sup>th</sup> February 2012

## Sunday – 26<sup>th</sup> February @ 9am

- 54 Open Miniature Harness
- 55 Open Miniature Turnout
- 56 Open Miniature Obstacle
- 57 Open Miniature Long-Reining
  - Grand Champion Miniature Harness
  - Reserve Grand Champion Miniature Harness
- 58 Open Small Horse Harness
- 59 Open Small Horse Turnout
- 60 Open Small Horse Obstacle
- 61 Open Small Horse Long-Reining
  - Grand Champion Small Horse Harness
  - Reserve Grand Champion Small Horse Harness
- 62 Miniature Pony Gelding 2 Years & Under
- 63 Miniature Pony Gelding 3 Years & Over
  - Grand Champion Miniature Pony Gelding
  - Reserve Grand Champion Miniature Pony Gelding
- 64 Miniature Pony Filly Yearling
- 65 Miniature Pony Filly Two Year Old
- 66 Miniature Pony Mare Three Year Old
- 67 Miniature Pony Mare Four Years & Over
  - Grand Champion Miniature Pony Mare
  - Reserve Grand Champion Miniature Pony Mare
- 68 Miniature Pony Colt Yearling
- 69 Miniature Pony Colt Two Year Old
- 70 Miniature Pony Stallion Three Years Old
- 71 Miniature Pony Stallion Four Years & Over
  - Grand Champion Miniature Pony Stallion
  - Reserve Grand Champion Miniature Pony Stallion
  - Supreme Miniature Pony Exhibit
- 72 Youth Trail
- 73 Junior Miniature Trail
- 74 Junior Small Horse Trail
- 75 Senior Miniature Trail
- 76 Senior Small Horse Trail
- 77 Little Horse Trail
- 78 Youth Hunter
- 79 Junior Miniature Hunter
- 80 Junior Small Horse Hunter
- 81 Senior Miniature Hunter
- 82 Senior Small Horse Hunter
- 83 Little Horse Hunter
- 84 Miniature Lungeline
- 85 Small Horse Lungeline
- 86 Little Horse Lungeline
- 87 Miniature Show Jumper
- 88 Small Horse Show Jumper

- 89 Little Horse Show Jumper
- 90 Miniature Six Bar
- 91 Small Horse Six Bar
- 92 Little Horse Six Bar
- 93 Miniature Fault & Out
- 94 Small Horse Fault & Out
- 95 Little Horse Fault & Out
  - Grand Champion Miniature Show Jumper
  - Reserve Grand Champion Miniature Show Jumper
  - Grand Champion Small Horse Show Jumper
  - Reserve Grand Champion Small Horse Show Jumper
  - Grand Champion Little Horse Show Jumper
  - Reserve Grand Champion Little Horse Show Jumper
  - Grand Champion Youth Performance
  - Reserve Grand Champion Youth Performance
  - Grand Champion Junior Miniature Performance
  - Reserve Grand Champion Junior Miniature Performance
  - Grand Champion Senior Miniature Performance
  - Reserve Grand Champion Senior Miniature Performance
  - Grand Champion Junior Small Horse Performance
  - Reserve Grand Champion Junior Small Horse Performance
  - Grand Champion Senior Small Horse Performance
  - Reserve Grand Champion Senior Small Horse Performance
  - Grand Champion Little Horse Performance
  - Reserve Grand Champion Little Horse Performance

### HEIGHT FOR AGE RULES

Show and Measuring age as at 1<sup>st</sup> August

#### Miniature Horse

- Weanlings must not exceed 30"
- Yearlings must not exceed 32"
- Two Year Old must not exceed 33"
- Mature horses must not exceed 34.5"

#### Small Horse

- Weanlings must not exceed 34"
- Yearlings must not exceed 36"
- Two Year Olds must not exceed 37"
- Mature horses must not exceed 38.5"

#### Little Horse

- Weanlings must not exceed 38"
- Yearlings must not exceed 40"
- Two Year Olds must not exceed 41"
- Mature horses must not exceed 42"

#### Miniature Ponies

must meet Height For Age as above for Miniature Horses



**Independent**  
Miniature Horse Registry Inc  
[www.imhr.com.au](http://www.imhr.com.au)



# IMHR NATIONAL SHOW

**28th March to 1st April 2012  
at AELEC Tamworth**

**LIVE  
Broadcast  
all 5 days**

Don't miss out!

- Australia's biggest and best National event for Miniatures
- Full 5 day program
- International judges
- Thousands of \$\$ in prize money
- Full amateur program
- Classes for USA registered horses (AMHA and AMHR/ASPC)
- FREE National halter classes for geldings
- FREE entry for spectators, everyone welcome!
- Novice classes
- Educational clinics and so much more

**5 Action  
Packed  
Days**

**Amateur  
& Novice  
classes**

Visit [www.imhr.com.au](http://www.imhr.com.au)  
for more information





# **TAMWORTH DISTRICT WESTERN PERFORMANCE & APPALOOSA CLUB INC**

**SATURDAY, 18th FEBRUARY, 2012 to be held at**

**AELEC CENTRE, TAMWORTH**

## **MINIATURE HORSE PROGRAM commencing at 8.00AM**

- 1 Best Presented
- 2 Best Solid Coloured
- 3 Best Broken Coloured
- 4 Best Dilute Coloured
- 5 Youth 10 yrs & under Led Miniature
- 6 Youth 11 yrs & over Led Miniature

### **AMHA REG'N only**

- 7 Weanling Colt/Gelding
  - 8 Weanling Filly
  - 9 Yearling Colt/Gelding
  - 10 Yearling Filly
- CHAMPION/RES CHAMP JNR EXHIBIT  
(Weanlings may not be shown until  
after 1/1/2012 - min age 16 wks)

- 11 Filly 2 yrs & under
  - 12 Mare 3 yrs & over
- CHAMPION/RES CHAMP Filly or Mare
- 13 Gelding 2 yrs & under
  - 14 Gelding 3 yrs & over
- CHAMPION/RES CHAMP Gelding
- 15 Colt 2 yrs & under
  - 16 Stallion 3 yrs & over
- CHAMPION/RES CHAMP Colt/Stallion
- GRAND CHAMP AMHA MIN HORSE**

### **ENQUIRIES:**

Brian Orton & Carol Willding  
Tamworth District Western Performance &  
Appaloosa Club

Phone: 02 6769 7644

email: [tamappy1@hotmail.com](mailto:tamappy1@hotmail.com)

[www.freewebs.com/tamappy1/](http://www.freewebs.com/tamappy1/)

## **OPEN LED MINIATURE HORSE CLASSES** **open to all registered Miniatures UNLESS** **class already provided**

- 17 Weanling Colt/Gelding
  - 18 Weanling Filly
  - 19 Yearling Colt/Gelding
  - 20 Yearling Filly
- CHAMPION/RES CHAMP JNR EXHIBIT  
(Weanlings may not be shown until  
after 1/1/2012 - min age 16 wks)
- 21 Filly 2yrs & under 4 yrs
  - 22 Mare 4 yrs & over
  - 23 Broodmare (if with foal at  
foot - foal must have own handler)

- CHAMPION/RES CHAMP Filly or Mare
- 24 Gelding 2 yrs & under 4 yrs
  - 25 Gelding 4 yrs & over
- CHAMPION/RES CHAMP Gelding
- 26 Colt 2 yrs & under 4 yrs
  - 27 Stallion 4 yrs & over
- CHAMPION/RES CHAMP Colt or Stallion
- GRAND CHAMP OPEN LED MIN HORSE**

**entries close: 3RD FEBRUARY 2012**

**NO REFUNDS AFTER CLOSING DATE:**  
(post mark taken into consideration)

**All Classes: \$5.00**



*Results for IMHR classes at Manilla Equestrian Sporting Association  
Monthly Show Day. (20/11/2011)*

*Minature N.E.34"*

*Mare 4yrs and over*

*Champion – Wangatar Stud's Byways Chloe*

*Reserve – Margaret Broadbent's Byways Little Manda*

*Gelding under 4yrs*

*Champion – Margaret Neely's Shanrion I'm the one*

*Small Horse n.e. 38.5"*

*Champion – Margaret Broadbent's Ripple Glimps of Gold*

*Reserve – Margaret Broadbent's Sharion Rythm of the moon*

*Gelding 4yrs and over*

*Champion – Margaret Neely's Fairlea Larry*

*Reserve – Margaret Broadbents Tiny Toy Flight of the Phantom*

*Supreme Champion*

*Wangattar Stud's Byways Chloe*



*Sacredheart Regal Jewel*

**Australia..... are you ready for**

# *brooke*

the clipper girl ?

**Brooke Sheridan is the leading miniature horse groomer,  
and is used by the worlds most successful trainers and farms  
to bring their show horses into the winners circle!**

Her clients include World and National Grand Champion breeders and trainers such as:  
Stars Miniatures, B & B Training Center, JSW Farm, Ravenwood Miniatures, TF Miniatures

Brooke will be available for clipping services at the  
2012 IMHR National Show in Tamworth, NSW!  
To register your interest or find out more information,  
please Facebook or email from the website.

**Brooke will also be holding a clipping clinic at the show. Details coming soon!**



Find me on  
**Facebook**.com/theclippergirl

[www.theclippergirl.com](http://www.theclippergirl.com)

Ad design by amieanderson.com





# South Australian Speciality Show

Sunday – 19<sup>th</sup> Feb 2012 - Mt Pleasant Back Oval – Pre-Entries close 3<sup>rd</sup> Feb

\$5.00 per class pre-entered or \$10.00 on the day

## Miniature/Small Horse Handler

1. Best Presented Horse and Handler
2. Youth Handler – 17 years and under
3. Adult Handler – 18 years and over

## Miniature Horses

4. Gelding – Yearling
5. Gelding – Two Year Old
- Champion & Reserve Junior Gelding
6. Gelding – Three Years Old
7. Gelding – Four Years and Over
- Champion & Reserve Senior Gelding
- SUPREME Miniature Horse Gelding
8. Filly – Yearling
9. Filly – Two Years Old
- Champion & Reserve Filly
10. Mare – Three Years Old
11. Mare – Four Years and Over
- Champion & Reserve Mare
12. Colt – Yearling
13. Colt – Two Years Old
- Champion & Reserve Colt
14. Stallion – Three Years Old
15. Stallion – Four Years and Over
- Champion & Reserve Stallion
- SUPREME Miniature Horse Exhibit

## Small Horses

16. Gelding – Yearling
17. Gelding – Two Year Old
- Champion & Reserve Junior Gelding
18. Gelding – Three Years Old
19. Gelding – Four Years and Over
- Champion & Reserve Senior Gelding
- SUPREME Small Horse Gelding
20. Filly – Yearling
21. Filly – Two Years Old
- Champion & Reserve Filly
22. Mare – Three Years Old
23. Mare – Four Years and Over
- Champion & Reserve Mare
24. Colt – Yearling
25. Colt – Two Years Old
- Champion & Reserve Colt
26. Stallion – Three Years Old
27. Stallion – Four Years and Over
- Champion & Reserve Stallion
- SUPREME Small Horse Exhibit

## Miniature Pony Handler

28. Best Presented Pony and Handler
29. Youth Handler – 17 years and under
30. Adult Handler – 18 years and over

## Miniature Ponies

31. Gelding – Yearling
32. Gelding – Two Year Old
- Champion & Reserve Junior Gelding
33. Gelding – Three Years Old
34. Gelding – Four Years and Over
- Champion & Reserve Senior Gelding
- SUPREME Miniature Pony Gelding
35. Filly – Yearling
36. Filly – Two Years Old
- Champion & Reserve Filly
37. Mare – Three Years Old
38. Mare – Four Years and Over
- Champion & Reserve Mare
39. Colt – Yearling
40. Colt – Two Years Old
- Champion & Reserve Colt
41. Stallion – Three Years Old
42. Stallion – Four Years and Over
- Champion & Reserve Stallion
- SUPREME Miniature Pony Exhibit

## Performance Events

43. Miniature/Small Horse Open Trail
44. Miniature Pony Open Trail
45. Miniature/Small Horse Open Hunter
46. Miniature Pony Open Hunter
- Champion and Reserve Miniature/Small Horse Performance
- Champion and Reserve Miniature Pony Performance
47. Miniature/Small Horse Open Harness
48. Miniature Pony Open Harness

**IMHR Height For Age Rules  
and Show Rules Apply**

**All show enquiries to Karen Keves 0423 432 411**

**Email: karen.kbw@bigpond.com**



# As good as gold.



**OMEGA FEEDS**

*Simple ingredients - brilliant results.*

Omega No-Grain Gold is a safe palatable and nutritious feed supplement for horses in light to medium work, spelling horses, ponies and young horses.

- Ideal supplement for horses that cannot handle grain diets
- Great for horses that do not require a high grain diet
- A blend of sunflower oil seed products and molasses
- Very good source of protein, carbohydrates, fibre and omega oils

Give your horse the best and get the best from your horse,  
ask your produce store to stock Omega Feeds...  
simple ingredients - brilliant results.

**Non Heating**

**High in Fibre**

**High in Omega 3 & 6 Oils**

**Safe Palatable Feed**

**Contains no Cereal Grains**

**100% Australian**

**10.6% Protein**



**Other great Omega Feeds products:**

**Maxicoat** Sunflower oil supplement for coat shine and optimum health

**No-Grain Blue** Feed supplement for performance and working horses

**Weight Gain** High weight gain formula

[www.omegafeeds.com.au](http://www.omegafeeds.com.au)



## No-Grain Gold

*Light to medium work - spelling - yearlings - ponies*

Proud Sponsor of the 2012 IMHR QLD State Show  
\$500 prizemoney for the winner of Miniature Fault & Out  
and Small Horse Fault & Out



# For The Love Of Horses

## Regional Championship Show

11-12th February 2012 Queensland State Equestrian Centre



### Saturday 11th February

#### Miniature Halter – DOUBLE SHOT – TWO JUDGES

Start 8am

1. Miniature Filly Weanling – 28" & under
2. Miniature Filly Weanling – over 28" to 30"
3. Miniature Filly Yearling – 30" & under
4. Miniature Filly Yearling – over 30" to 32"
5. Miniature Filly Two Year Old – 31" & under
6. Miniature Filly Two Year Old – over 31" to 33"

Champion & Reserve Miniature Junior Filly

7. Miniature Mare 3 Years old
8. Miniature Mare 4 Years & over

Champion & Reserve Miniature Senior Mare

9. Miniature Colt Weanling – 28" & under
10. Miniature Colt Weanling – over 28" to 30"
11. Miniature Colt Yearling – 30" & under
12. Miniature Colt Yearling – over 30" to 32"
13. Miniature Colt Two Year Old - 31" & under
14. Miniature Colt Two Year Old - over 31" to 33"

Champion & Reserve Miniature Junior Colt

15. Miniature Stallion 3 Years old
16. Miniature Stallion 4 Years & over

Champion & Reserve Miniature Senior Stallion

17. Miniature Gelding Yearling
18. Miniature Gelding 2 years old

Champion & Reserve Miniature Junior Gelding

19. Miniature Gelding 3 Years Old
20. Miniature Gelding 4 Years & Over

Champion & Reserve Miniature Senior Gelding

Supreme Junior Miniature Exhibit

Supreme Senior Miniature Exhibit

#### Miniature Performance - ONE JUDGE

21. Junior Miniature Trail
  22. Senior Miniature Trail
  23. Junior Miniature Hunter
  24. Senior Miniature Hunter
- Champion & Reserve Junior Miniature Performance  
Champion & Reserve Senior Miniature Performance

25. Miniature Lunge-line

26. Miniature Show Jumper
  27. Miniature Six Bar
  28. Miniature Fault & Out
- Champion & Reserve Miniature Show Jumper

#### Open to Miniature and Small Horses – ONE JUDGE

Not before 4pm

29. Classic Head Junior Male
30. Classic Head Senior Male
31. Classic Head Junior Female
32. Classic Head Senior Female

33. Best Dilute Colour
  34. Best Solid Colour
  35. Best Broken Colour
  36. Best Spotted Colour
  37. Best Taffy Colour
  38. Best Any Other Colour
- Best Coloured Exhibit

39. Owners Group of Two
40. Best Matched Pair
41. Get of Sire (2 exhibits by same sire)
42. Produce of Dam (2 exhibits out of same dam)
43. Novice Harness (Horse)
44. Novice Harness (Driver)
45. Open Harness Miniature
46. Open Harness Small Horse

[www.imhr.com.au](http://www.imhr.com.au)

### Sunday 12th February

#### Small Horse Halter– DOUBLE SHOT – TWO JUDGES

Start 8am

47. Small Horse Filly Weanling – over 30" to 32"
48. Small Horse Filly Weanling – over 32" to 34"
49. Small Horse Filly Yearling – over 32" to 34"
50. Small Horse Filly Yearling – over 34" to 36"
51. Small Horse Filly Two Year Old – over 32" to 34"
52. Small Horse Filly Two Year Old – over 34" to 36"

Champion & Reserve Junior Small Horse Filly

53. Small Horse Mare 3 Years old
54. Small Horse Mare 4 Years & over

Champion & Reserve Senior Small Horse Mare

55. Small Horse Colt Weanling – over 30" to 32"
56. Small Horse Colt Weanling – over 32" to 34"
57. Small Horse Colt Yearling – over 32" to 34"
58. Small Horse Colt Yearling – over 34" to 36"
59. Small Horse Colt Two Year Old – over 32" to 34"
60. Small Horse Colt Two Year Old – over 34" to 36"

Champion & Reserve Junior Small Horse Colt

61. Small Horse Stallion 3 Years old
62. Small Horse Stallion 4 Years & over

Champion & Reserve Senior Small Horse Stallion

63. Small Horse Gelding Yearling
64. Small Horse Gelding 2 years old

Champion & Reserve Junior Small Horse Gelding

65. Small Horse Gelding 3 Years Old
66. Small Horse Gelding 4 Years & Over

Champion & Reserve Senior Small Horse Gelding

Supreme Junior Small Horse Exhibit

Supreme Senior Small Horse Exhibit

#### SUPREME OF SUPREMES

(Miniature & Small Horse Supremes eligible)

#### Handler Classes – ONE JUDGE

67. Youth Handler 13 Years & Under
68. Youth Handler over 13 years to 17 years
69. Adult Handler 18 Years & Over
70. Fancy Dress

#### Small Horse Performance - ONE JUDGE

71. Youth Trail
  72. Junior Small Horse Trail
  73. Senior Small Horse Trail
  74. Youth Hunter
  75. Junior Small Horse Hunter
  76. Senior Small Horse Hunter
- Champion & Reserve Youth Performance  
Champion & Reserve Junior Small Horse Performance  
Champion & Reserve Senior Small Horse Performance

77. Small Horse Lunge-line

78. Small Horse Show Jumper
  79. Small Horse Six Bar
  80. Small Horse Fault & Out
- Champion & Reserve Small Horse Show Jumper

Contact [office@imhr.com.au](mailto:office@imhr.com.au) or  
call 02 4844 6393 for more information.

**IMHR SHOW RULES APPLY INCLUDING HEIGHT FOR AGE**

**Pre-entered by 28<sup>th</sup> Jan**  
**Youth Classes \$5.00 / All others \$10.00**

**Entries on the day at DOUBLE entry fee**



# Chesters Park Little Miracle

Article by:  
Susanne Clarke  
Member 976

I woke just before 2am on Saturday morning to go and check on our mare "Socks" who was expected to give birth over the next 24-48 hours.

Outside in my PJs to check her, my worst nightmare had come true - the foal was stuck! A little foot half stuck out, I felt in a little and pulled the other foot that was tucked behind, then ran to the bedroom window to get my husband who came straight away to help. We tried to pull but to no avail - something was wrong. It was time to call the vet as the head wasn't in place and we couldn't get it up.

Waiting for the vet and some close friends that we had called seemed to be forever as it does when you are in a panic. Finally they all arrived at around 3am. The vets tried to get the head up but it was impossible the only option was to sedate the mare and get a tractor from a farmer we know to lift the mare by the back legs to relieve the pressure so that the head could be turned.

Another 15-20 minutes passed while drugs were given and tractor arrived, we were all convinced that the foal would be dead by now. The mare having been sedated was lifted by the back legs relieving the pressure it was still hard for the vet to get the head up but at last they managed and the mare was lowered and the foal pulled out.

Black and white colt foal "Little Miracle" came out and was just breathing, I ran to get towels to rub and dry him while the vets took care of the mare giving her treatment. By the time the mare woke up we had the foal to his feet and dried off a little. Time to settle them down and get him to drink.

I stayed for a while to see him pass his first poo and drink then left them to bond thinking I could rest a while.

As normal I could not, so went back out to check on them at first light, to find him sleepy and almost passed, he was limp and floppy and I couldn't wake him. Every 20 minutes I had to wake him, breathing in his nose and rubbing him, it seemed touch and go for a while to get him drinking to give him the energy he needed. All day I continued with this it seemed so hard to get him to wake up and drink each time. That night I decided to camp in the swag in the stable to keep an eye on him.

It still seemed touch and go so I was going to do all I could to keep him alive, this was to be Sock's last foal as she is now 20 years old. After he drank and was sleepy I put him in the swag with me so I could keep my hand on his heart beat and feel him alive. At 4am Sunday morning I must have fallen asleep as I woke to him trying to get up.

Watching I waited while he got to his feet and went for a drink for the first time he did it on his own, at last! Taking him back into bed while Socks watched over us both, every 40 minutes he would wake again hungry and get up. We watched over him all day Sunday and he seemed fine now. Thank God we could rest peacefully tonight, I still checked him every few hours as you do, but had got him through the worst.

This goes to show you have to have a little faith at foaling time.

## FAST FACTS

- Foaling is divided into three stages, and the entire process takes about four hours.
- **Stage 1** is characterized by the onset of uterine contractions to position the foal in the birth canal.
- **Stage 2** is comprised of the expulsion of the foal, which occurs very rapidly (between 15 and 30 minutes).
- **Stage 3** is marked by the passing of the placenta.
- Most foalings proceed uneventfully and human assistance/intervention is generally discouraged.
- Do not hesitate to contact your veterinarian with any concerns during foaling and to examine the foal within 12 and 24 hours of birth.



Pic: Little Miracle and his mum Socks at Chester's Park



# **IMHR National Hi Point Winners**

*Congratulations again go to*

*Ashlee and Hokey Pokey*

*Ruby Level Halter and Ruby Level Versatility*

*Emerald Level Performance*

*Ashlee and Hokey Enjoying a rest between events*



*Congratulations Centaur Shake Ya Bon Bon (right)*

*Owned By Steve and Julie Dwyer*

*Ruby Level Halter, Ruby Level Performance &*

*Ruby Level Versatility*



*Congratulations Mirrindel Charisma (left)*

*Owned By Steve and Julie Dwyer*

*Ruby Level Halter*

*Sapphire Level Halter*



**IMHR would like to Congratulate**

**Spellbound Hocus Pocus**

**The First Ruby Hall of Fame Recipient**

*Owned, Trained and Shown By Ashlee Peet*

*Ruby Hall of Fame is a collection of 200 points in any 1 section*

*Hokey has achieved his 200 points in Performance.*

*(Photo Credit to Delwyn Moss Photography)*





# FOAL BRAG



*Beau Chevals Peepshow*



*Secretheart Stepping Out*



*The Glebe Mr Perfection*



*Shangrila Foal*



*AP TBM Tempt The Magic*



*Secretheart Ocean Blue*



*Silkwood LW Exotic Lady*



*Looerro Retros In The Groove*



*Selvaggio Smokin Jezabel*



*Zulou Zabellas Jazzamae*



*Sapphire Park Foal*



*Alchemy GA Samsara*



*Looerro Retro to The Max*



*Shangrila Foal*



*Beau Cheval Gold Digger*



*Minimania Gypsies Dreamer*



*AP Ultimate Majesty*



*Badlands Karma Chameleon*



# FOAL BRAG



*Beau Cheval Elegant Affair*



*Minimania Champagne Star Gazer*



*Shangrila Foal*



*Jessie Lee Kelly and Sapphire Park Foal*



*Dane Peet and Shikinah Majestic Angel*



*Shangrila Foal*



*Badlands Gusto Blusto*



*AP Ultimate Calibre*



*Anyssa Park Ultimate Covergirl*



*Tiny Toy Dark Night*



*Secretheart Man Shes Hot*



*Benjaylin Rough Bandit*



*Alchemy GA Hummingbird*



# FOAL BRAG



*Shangrila Foal*



*Badlands It's A Miracle*



*Looerro Master Blastah*



*Shikinah Miss Utah and Ashlee Peet*



*Manchurian Whos Ya Daddy*



*Meambie Farqueria*



*Minimania Mikhael Just In Time*



*Redheart Phoenix*



*Looerro That's So Retro*



*Beau Cheval Wiz Kid*



*Badlands Black Comedy*



**MERRY CHRISTMAS**  
*Tiny Wonders Summer Spice*



*BK Miniatures Foal*



# Young Horse Development

From birth to six months of age, what should you expect to see in a healthy growing foal?

CHRISTY CORP-MINAMIJI, DVM





**T**he stall smells warm, sweet, and metallic. The straw rustles as the mare turns to lick the damp, lanky creature curled in the corner. Overwhelmed with euphoria—and in need of coffee—you speed-dial your horsey friends. As the phone rings you wonder, how will this spindly thing transform into the athlete of your dreams? What can or should you do to ensure he develops into a healthy young horse?

### Setting the Stage

Development begins before conception; the blueprint for the foal—what genetic disorders and developmental problems he might be prone to—lies in his DNA. According to Gary Magdesian, DVM, Dipl. ACVIM, ACVECC, ACVCP, associate professor at the University of California, Davis, School of Veterinary Medicine, owners sometimes overlook genetics, tending to “select one desired trait and to focus on that and not on the bigger picture.” While the recent sequencing of the equine genome will continue to impact breeding selection, “at present it is important that people realize genetics do play a very big role in growth and development,” he says.

Tom Yarbrough, DVM, PhD, an equine veterinary surgeon from Northern California, concurs, noting that clinically he sees higher concentrations of certain deformities within particular breeds and bloodlines, pointing to a genetic component.

Magdesian suggests scrutinizing the histories of the dam and sire before breeding: “Have the parents had developmental orthopedic disease (DOD)? ... If horses were retired into breeding early, why were they not used (in performance)? Do the foals have a high rate of OCD (osteochondritis dissecans), flexural deformities, and so on?”

Post-conception, however, we can only influence environment. Magdesian

stresses broodmare care and recommends a balanced diet, paying particularly close attention to macro- and micromineral balance, iodine levels, exercise, vaccination, and deworming. For instance, excessive iodine intake in the mare, sometimes caused by overfeeding seaweed supplements, can cause goiter (enlargement of the thyroid gland) in the foal. Proper care of the mare, including optimal nutritional support and core vaccinations and deworming in the months leading up to foaling, can set the stage for skeletal development early on.

### Born Ready

Prior to birth, the equine fetus is coddled—buoyant, fed, and protected in the mare’s uterus. Bones, muscles, and connective tissue focus on growth rather than on weight bearing or coordinated motion. Materno-fetal circulation (the circulatory system that transfers nutrients from the mare to the foal) bypasses the functions of lungs and digestive tract. Sensory organs receive little input.

But birth transforms the foal into an animal prepared to survive a harsh world. As he fills his lungs for the first time with oxygen, shunts that bypassed the fetal lungs

close. Sensory organs absorb a flood of information. The digestive tract prepares for colostrum, the antibody-rich first milk. The foal attempts coordinated movement even before the hind legs exit the birth canal. This precocious newborn will stand and nurse within hours, an instinct essential to survival as a large prey animal. But first let’s discuss the birth itself.

### The Big Event

Though mares foal rapidly and with inconvenient timing, an observed foaling is best, says Magdesian, since the highest mortality rates occur early in the parturition process. Monitoring delivery allows immediate correction of conditions that impair the foal’s oxygen supply. *The Horse* reviewed difficult births in Dystocia Advancements ([www.TheHorse.com/17498](http://www.TheHorse.com/17498)), so for brevity let us assume an uneventful delivery: You have a live foal—now what?

If the foal is breathing and alert, step back. The first few hours cement the bond between dam and foal. Sue McDonnell, PhD, Cert. AAB, head of the equine behavior program at the University of Pennsylvania School of Veterinary Medicine, says that she has great respect for the early



*Blue Kestroll Cheeky Pants*



period of bonding with the dam and does not see it as a critical period for learning to interact with humans. Instead, she recommends formulating a plan that accustoms the foal to human handling during the early weeks, but without ending up with a foal that “follows like a puppy.”

Within his first days of life, the foal undergoes a period of adaptation as his body regulates respiration, circulation, and digestion and acclimates to fluctuations in light, temperature, and sound. The first gasping breaths, shivering, and efforts to stand and nurse are all part of this adaptation. The foal should stand within one to two hours and nurse within two hours after standing. In addition, McDonnell likes to see a foal circle the dam, increasing his speed and diameter and breaking into a canter by Day 2 or 3.

Although the pair should be left to bond as much as possible during the first day, some early tasks are necessary. Because the foal is born with minimal immunity, Magdesian says the veterinarian, foaling manager, or horse owner should dip the umbilical stump in chlorhexidine (at a 1:4 ratio) and pat it dry with a clean cloth to prevent bacterial infection. The foal acquires immunity through the mare's colostrum.

For the first 12-24 hours, the intestinal lining allows passage of large molecules, permitting absorption of antibody (IgG) molecules into the foal's bloodstream. After the first day, the gut “closes” to large molecules. This narrow window makes early and vigorous nursing essential. To confirm adequate colostrum consumption a blood IgG level should be checked after 12-24 hours. A veterinarian can perform this during the post-foaling exam. (At this time the veterinarian should also check the mare for adequate milk production, complete passage of the placenta, normal appetite, and perineal tearing of the vulva, the anal area, and the tissues between.)

Even apparently healthy foals should be checked for conditions such as palate and pharyngeal dysfunction, cardiac dysfunction, limb deformities, hernias, ophthalmic (eye) conditions, and signs of dysmaturity. Many of these conditions require prompt veterinary attention.

Yarbrough notes that veterinarians should correct abnormalities that hinder



Common markers of foal growth are body weight and height at the withers (shown).

swallowing and breathing as soon as possible, since aspiration of milk can lead to chronic lung infections, causing delayed development and/or severe illness. Magdesian states that the first month is probably the most important time for addressing musculoskeletal development because “as the growth rates slow, our ability to correct problems slows.”

During early handling, remember that the foal takes most of his cues from the dam. So positive interaction with the mare means the foal will likely respond to humans in positive ways. One study (Henry et al., 2005) analyzed the impact of human interactions with the mare on the later responses of the foal to humans. Mares in the study's experimental group received positive human contact within the first five days after foaling, while mares in the control group were ignored. The researchers found that foals of mares in the experimental group better tolerated

handling than the foals of mares in the control group. Interestingly, even within the experimental group, foals of protective mares remained further away from the handlers than did the foals of mares that weren't as protective.


### Growing Up

While the most dramatic physical changes and the greatest risks to a foal's well-being occur in his first 48 hours, this period of rapid growth and adaptation extends over a period of weeks.

Common growth markers are body weight and wither height. A neonatal foal should gain between one and three pounds per day. Magdesian also recommends measuring body condition score (on a scale of 1-9, with 1 being extremely emaciated) with veterinary guidance for an accurate assessment of muscle and fat development, along with serial close monitoring of the limbs for overly rapid or uneven growth.

PAULA DA SILVA





The foal takes most of his social cues from the dam. How you handle her will impact his response to humans.

CYNDIE PLANK

In extreme climates it is important to recognize that a foal is less able to regulate body temperature than an adult and, therefore, might require shelter from the elements until he's older. The ratio of surface area to body mass is larger in a juveniles than in an adult, so proportionately more of the foal is exposed to the elements. As the foal grows, this disparity decreases.

While you should pay attention to shelter and safety, realize that a domestic foal's environment should mimic nature. The natural environment consists of open range, a large, social herd, and a diet of mare's milk and mixed grasses. Stall confinement, isolation of mare/foal pairs from other horses, and feeding of concentrates are human constructs and might impair the growing foal's development.

According to McDonnell, foals housed in a herd will display a more normal range of social behaviors. The foal's circling of the dam will expand to circling of the band by Day 2 or 3, as foals distinguish their dam's social group from others in the pasture. Foals housed in a band also will begin to display meaningful social interactions with animals other than the dam, and by Week 1 should "show increasing confidence with distance from the dam," she explains.

For diet and exercise, Magdesian states that "the more we mimic Mother Nature, the healthier and better off (the foals) are. Unnatural movement (i.e., longeing, hard ground, small paddocks) is not optimal." Furthermore, withholding of exercise from a rapidly growing foal (i.e., stall rest) can impair musculoskeletal development and bone density.

Foals will begin to pick at the mare's feed by Days 10-14, so it is important to plan for nutrition. In addition to the mares' milk, Magdesian provides his own foals a mixture of grass hay with 20-30% alfalfa to meet the higher amino acid requirement for foals. For weanlings he provides a small amount of concentrate containing a vitamin/mineral supplement and/or protein supplement. While companies tout faster growth as a benefit of high-concentrate diets, Magdesian doesn't believe this is the best feeding practice in the long run. And though researchers have not definitively established a correlation



PAULA DA SILVA

Foals housed in a herd with other mares and foals will display a more normal range of social behaviors and should show increasing confidence.



## “As the growth rates slow, our ability to correct problems slows.”

DR. GARY MAGDESIAN

between faster growth rates and DOD (which encompasses all musculoskeletal problems in growing horses), there are links between feeding excessive dietary energy and DOD.

In regards to limb deformities, which foals require surgical intervention? When should an owner worry? “If we had the ability to see every foal born with angular limb deformity, probably 90% autocorrect, 5-7% require minor alterations—trim, glue-on extensions—and 3-5% actually require surgery,” says Yarbrough. “A lot of surgeries get done for angular deviation that, if left alone, the foal would come around and be left with less of a blemish.”

For mild deviations he recommends conservative treatment for an extensive period, as long as the foal makes progress and does not deteriorate. However, severe deviations impairing locomotion or showing deterioration should be corrected

immediately. Yarbrough cites tarsal valgus (cow hocks) and ligamentous laxity (looseness) as the most challenging deformities, as both can cause serious joint damage and can be difficult to correct.

Have your farrier and/or veterinarian evaluate your foal's feet and limb conformation for abnormalities when he's around 1 month old. Regular hoof trimming, however, typically is not required until the foal is 6 to 8 months old.

Also consult your veterinarian for vaccination and deworming recommendations for your area. Parasite control for a foal should typically begin 45-60 days after birth, but it might vary according to your farm's parasite load, as indicated by a fecal egg count. A foal usually requires his core vaccinations when he's 4 to 6 months old but, again, this varies according to the mare's vaccination status and the diseases prevalent in your geographic area (see the

American Association of Equine Practitioners' core and at-risk vaccine lists at [www.aaep.org/vaccination\\_guidelines.htm](http://www.aaep.org/vaccination_guidelines.htm)).

### Flying the Nest

Weaning times vary with breed and discipline; however, Magdesian says, “I like following Mother Nature's lead, so I tend to wean older—about 6 months.” McDonnell notes that when the foal is between 2 ½ and 6 or 7 months old he will begin to show strong signs of independence from the dam, indicating readiness for weaning.

Weaning increases stress on the foal. Magdesian notes that conditions that had been previously subclinical (not apparent) might erupt at weaning, and he suggests avoiding other stressful procedures or surgeries such as castration around this time.

### The Six-Month Mark

Congratulations! Proper nutrition, exercise, monitoring, and hoof care have contributed to the even growth of your weanling. Frequent fecal egg counts and establishment of a good deworming program in light of these results maximize his intestinal health and overall condition. His maternal antibodies have waned, so you have begun vaccination under the guidance of your veterinarian. Socialization and careful, consistent handling have created a sensible animal, ready to meet new situations with curiosity rather than fear. Enjoy your coffee as you watch your weanling gallop across the pasture in the morning light.

Check back for Part II of the three-part Young Horse Development series, as we continue to follow the foal's stages of growth and maturity through a year and a half of age. 🐾



PAULA DA SILVA

When the foal is between 2 ½ and 6 or 7 months old he will begin to show strong signs of independence, indicating readiness for weaning.

### ABOUT THE AUTHOR

**Christy Corp-Minamiji, DVM**, is an equine practitioner in private practice and freelance writer living in Northern California, with particular interests in equine wound management and geriatric equine care. She and her husband have three children, and she writes fiction and creative nonfiction and blogs in her spare time.

**Minutes of 2011 Independent Miniature Horse Registry Inc.  
Annual General Meeting  
7pm 26<sup>th</sup> November 2011 @ Taree Showgrounds**

**Meeting opened:** 7.15pm

**Committee Present:** L. Williams, N. Kelly,

**Committee Present via teleconference:** L. Boehme

**Apologies:** E. O'Brien, H. Lord

**Members present:** (see sign in sheet)

**Opening:**

Leanne opened meeting and thanked all for their attendance.

Proxies tabled.

Apologies accepted.

Ratify minutes of previous meeting – Moved: L. Williams Seconded: L. Boehme

**Reports:**

Verbal Presidents/ Annual report

Treasurers Report Tabled.

Moved: Donna Gilroy      Seconded: Ted East

**Executive Committee positions (2 year Term):**

President: Leanne Williams (elect unopposed)

Vice President: Nicole Kelly (elect unopposed)

Treasurer: Kerrie Pendred (elect unopposed)

**Ordinary Committee Positions (1 year Term)**

Gay Bostock (elect unopposed)

Gayle Ward (elect unopposed)

Joshua Love (elect unopposed)

**Special Resolutions:**

Nil

**General Business:**

Invited both NZ clubs to attend Anzac Challenge

Venue selection

Equitana Melbourne and Clinic 2012

Joshua Love to assist in design MHQ magazine

Christina De Lucchi expressed interested in becoming new MHQ magazine editor

Performance coordinator Donna Gilroy (to have rule book printed, draft by News Year Day)

Subcommittee to be established to establish guidelines for performance

**Meeting Closed: 8.15pm**



**INDEPENDENT MINIATURE HORSE REGISTRY INC.**

**PROFIT AND LOSS STATEMENT  
For the year ended 30 June 2011**

	<b>30/06/2011</b>	<b>30/06/2010</b>
<b>TOTAL INCOME</b>	<u>140,419.85</u>	<u>150,815.00</u>
	<u>140,419.85</u>	<u>150,815.00</u>
<b>LESS EXPENSES INCURRED</b>		
Accountancy	0.00	1,100.00
Advertising	5,968.00	3,177.00
Bank Fees	1,010.20	790.70
Computer Expenses	1,965.58	1,453.40
Corporate Fees	588.00	147.00
DNA Testing	0.00	80.00
Educational Clinics	4,062.94	6,165.84
Fundraising	832.23	0.00
Garlands	841.80	2,590.00
General Expenses	1,321.34	0.00
Hire Plant & Equipment	1,576.00	480.00
Insurance	6,200.00	5,448.30
International Programs	0.00	5,304.00
Judges Expenses	2,644.05	8,309.23
Merchandise	594.00	341.00
Nationals	32,814.66	45,292.12
Postage	3,785.86	3,304.06
Printing	13,026.40	13,452.50
Prizemoney	10,632.50	9,389.50
Ribbons	8,838.51	14,661.82
Show Venues	12,874.66	6,794.00
Sponsorship	600.00	419.46
Stable Deposits	0.00	4,546.50
Stationery	4,834.40	7,897.85
Teleconference	342.34	713.86
Telephone	100.00	0.00
Trophies	10,875.50	6,769.90
Raffle Refunds	765.00	
<b>TOTAL EXPENSES INCURRED</b>	127,093.97	148,628.04
<b>NET PROFIT</b>	<u><u>13,325.88</u></u>	<u><u>2,186.96</u></u>
<b>TOTAL MEMBERS FUNDS</b>	<u><u>22,085.83</u></u>	<u><u>8,759.95</u></u>





With over 45,000 visitors to Equitana, the opportunity to promote the Miniature Horse to a wider audience was second to none. We look forward to Equitana 2012 in Melbourne.

IMHR also hosted the only Miniature Horse competition held at Equitana. 'Mini-Tana' was a great showcase of halter and performance horses and the spectators we eagerly watching these horses demonstrate their athletic ability.

Under the watchful eye of Wayne Hipsley from the USA, the miniatures were put through their paces over the two days. Wayne

was also invited to host other clinics at Equitana which were also well supported by spectators.

Equitana Management then requested the Miniatures to perform a demonstration for the Show Jumping crowd in the Main Arena. Big thanks to Samantha McCallum with Silver entertaining the crowd with his awesome tricks followed by Rob Barnes and super horse Castrawes Paleface Orion who showed the crowd these miniature are more than just a pretty face. As the jump got higher the crowd clapped louder. It was a fantastic spectacle and wonderful promotion for our unique breed.

Thank you to everyone who supported Mini-Tana and the various displays including our special helper team of Nicole Kelly, Katie Crosse, Lisa & Harry West and Big Harry. Peanut and Cuppa Tea won many hearts and will feature in hundreds of photos on little girls bedrooms everywhere.



*Pic above: Katie Crosse, "Silver the Wonder Horse" & his mum Samantha McCallum*



*Castrawes Paleface Orion and Rob Barnes*



*Leanne Williams, Katie Crosse & Nicole Kelly at the IMHR stand*



*Miniature Horses were certainly popular !*



*Sam and Silver perform in the Main Arena*





*Supreme Miniature Exhibit - Almighty Sophistocats Copy Cat*



*Champion Small Horse Exhibit - Castrawes Mister Bono*



*Best Opposite - Summerlea Champagne Girl*



*Supreme Gelding - Manchurian Bad 'T' The Bone*



## **Equitana Mini-Tana Saturday 12 November 2011**

### **Class 1. Foal/Weanling (any sex)**

No entries

### **Class 2. Yearling Filly**

No entries

### **Class 3. 2 Year Old Filly**

1<sup>st</sup> Summerlea Champagne Girl

### **Champion Filly**

Summerlea Champagne Girl

### **Class 4. 3 Year Old Mare**

No entries

### **Class 5. Mare 4 Years & Over**

No entries

### **Class 6. Yearling Colt**

1<sup>st</sup> Almighty Sophistocats Copy Cat

2<sup>nd</sup> Ravensbrooke Xceed N Xcell

3<sup>rd</sup> Chevelier Park RA Dejavu

4<sup>th</sup> Little Impressions DQA White Xmas

### **Class 7. 2 Years Old Colt**

No entries

### **Champion Colt**

Almighty Sophistocats Copy Cat

### **Reserve Champion Colt**

Ravensbrooke Xceed N Xcell

### **Class 8. 3 Year Old Stallion**

1<sup>st</sup> Ariat Park Aristocrat

2<sup>nd</sup> Ariat Park Heartbreaker

### **Class 9. Stallion 4 Years & Over**

1<sup>st</sup> Southern Star Flashback

2<sup>nd</sup> Tiny Toy Hot Summer Night

### **Champion Stallion**

Ariat Park Aristocrat

### **Reserve Champion Stallion**

Southern Star Flashback

### **Supreme Miniature Horse Exhibit**

Almighty Sophistocats Copy Cat

### **Best Opposite Sex**

Summerlea Champagne Girl

### **Class 10. Yearling Gelding**

1<sup>st</sup> Ravensbrooke Midnight Blue

2<sup>nd</sup> South Wind Supreme Show Me Off

### **Class 11. 2 Year Old Gelding**

No entries

### **Champion Junior Gelding**

Ravensbrooke Midnight Blue

### **Reserve Champion Junior Gelding**

South Wind Supreme Show Me Off

### **Class 12. 3 Year Old Gelding**

No entries

### **Class 13. Gelding 4 Years & Over**

1<sup>st</sup> Manchurian Bad T' The Bone

2<sup>nd</sup> West End DQ Key-Oh-Tea

3<sup>rd</sup> Badlands Bank Statement

### **Champion Senior Gelding**

Manchurian Bad T' The Bone

### **Reserve Champion Senior Gelding**

West End DQ Key-Oh-Tea

### **Supreme Gelding Exhibit**

Manchurian Bad T' The Bone

### **Class 14. Small Horse Filly or Mare**

1<sup>st</sup> Atlanta Rain Song

2<sup>nd</sup> Yarreh Lane Twinkle Tows

### **Class 15. Small Horse Colt or Stallion**

1<sup>st</sup> Castrawes Mister Bono

2<sup>nd</sup> Ravensbrooke That's Hollywood

3<sup>rd</sup> Centland Fireflys Zac Brown

### **Class 16. Small Horse Gelding**

1<sup>st</sup> Black Enchantment

2<sup>nd</sup> Crystal Park Sunset Winds

3<sup>rd</sup> Sapphire Park Ima Lil Stranger

### **Champion Small Horse**

Castrawes Mister Bono

### **Reserve Champion Small Horse**

Black Enchantment

## Notice to Members for Registration

With the increasing number of registrations and transfers being received at the office, it becomes even more important to ensure that your paperwork is completed correctly and completely to speed up processing.

To assist with this, we have put together a handy reference guide to help you and give you useful tips to ensure that you have given us all the information we need.

The information is on the website [www.imhr.com.au](http://www.imhr.com.au) on the **FORMS** page. Please read this carefully and hopefully a lot of your questions will be answered. Do not hesitate to contact the Secretary if you require assistance.

Any incomplete or incorrect paperwork received at the office will incur a reprocessing fee.

Remember - do not email the office with your information - please print it and put it with your membership or registration paperwork. Due to the volumes, it is impossible for us to keep matching up the paperwork for you. You don't need to email us to tell us in advance that you have paid - just print the receipt and put it with your paperwork and post it in together.

Thank you all for your cooperation - it is very much appreciated.



## HOW TO UPGRADE A HORSE WITH IMHR

If your horse currently holds temporary registration - that is any horse under 5 years of age - you will need to upgrade it to Permanent Status when it reaches the age of 5 years.

The date that the upgrade is due is on the front of your registration certificate.

- Step 1: Measure the horse
- Step 2: Take a photo of each side of the horse and print or put on CD
- Step 3: On the back of the original registration certificate is a Permanent Height section. Complete that section and sign it.
- Step 4: Fill out a work order
- Step 5: Send all of the above with the appropriate fee to IMHR.

*You do not need to fill in a new Registration Application.*

Regards,

Leanne Williams  
President





# Business Cards & Service Directory

*Get the Look of Tomorrow...Today!*  
 Breeders of Supreme Exhibits Grand/Champions & Futurity Champions at National, State & Regional Level



*Crystal Park*

Tamworth NSW 2340 Phone: 02 67671190 Email: minifarm@tpg.com.au  
 Website: www.crystalparkminiaturehorses.com

MHQ 28

*Puzzle Pieces*  
 Miniature Horse & Pony Stud



*Breeding Conformation, Colour & Character*

Contact Jessica Duffy - 07 54231890  
 www.puzzlepiecesministud.weebly.com

MHQ 25



*Silver Star*  
 Exotic Miniature Horses

*Superb Conformation.  
 Fantastic Movement*

John & Brenda Oldenhof  
 www.silverstarmini.com.au  
 brenda@silverstarmini.com.au

MHQ 27

www.centaurministud.com



*Centaur Stud*  
 FORGING THE KEY TO YOUR FUTURE

MHQ 27

<http://abminiatures.golasite.com/>



*Aqua Blue*  
*Miniatures*  
 (ph) 0401 319 025

MHQ 28

*Atlanta Miniatures*

Breeding true  
 Horses in Miniature

From best friend  
 to show ring

Gayle & David Donaldson  
 Tamborine QLD  
 07 55438273  
 atlanta@iprimus.com.au  
 www.atlantaminis.com



Atlanta Storm Chaser

**Carissa Park**  
 Miniature Horses

Ph: 0431243824  
 www.freewebs.com/carissapark

*Breeding Quality  
 Not Quantity*



Kicking Bird  
 Ebony  
 Kiss N Tell

MHQ 27

**COOLAROO**  
 "Breeding a Lasting Impression"

Home To...  
 Aloha Acres Prince of Thieves (imp.usa)  
 MRF Dreams Chivas Regal (imp.usa)  
 Countrylanes Blessed Be the Girls (imp.usa)

Contact: Yvonne Carthy  
 Mobile: 0413 596 790  
 Email: coolaroo@live.com  
 Web: www.coolaroominihorses.com



MHQ 25

DISCLAIMER: The publisher does not guarantee the completeness, accuracy or correctness of any information or advice contained in this publication. Any information or advice is solely for the interest of readers and before placing any reliance on it, the reader must investigate and evaluate it to determine the appropriateness in the readers' personal circumstances. The publisher accepts no responsibility for loss or damage of any kind resulting from reliance on any information or advice. IMHR prints advertisements provided by advertisers but gives no warranty and makes no representation as to the truth, accuracy or sufficiency of any description, photograph or statement therein.



# Business Cards & Service Directory



MHQ 28

## Tick Removal



This is great, because it works in those places where it's some times difficult to get to with tweezers: between toes, in the middle of a head full of dark hair, etc.

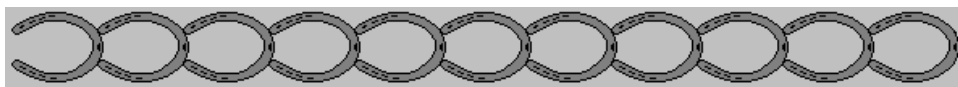
Apply a glob of liquid soap to a cotton ball. Cover the tick with the soap-soaked cotton ball and swab it for a few seconds (15-20), the tick will come out on its own and be stuck to the cotton ball when you lift it away.



## Notice to Members about Photos

Some adverts and/or photos are sent to me as very small files, so if they are blurry, or not as you expected, please be aware that they are reproduced proportionally as best as I can with what I am given.

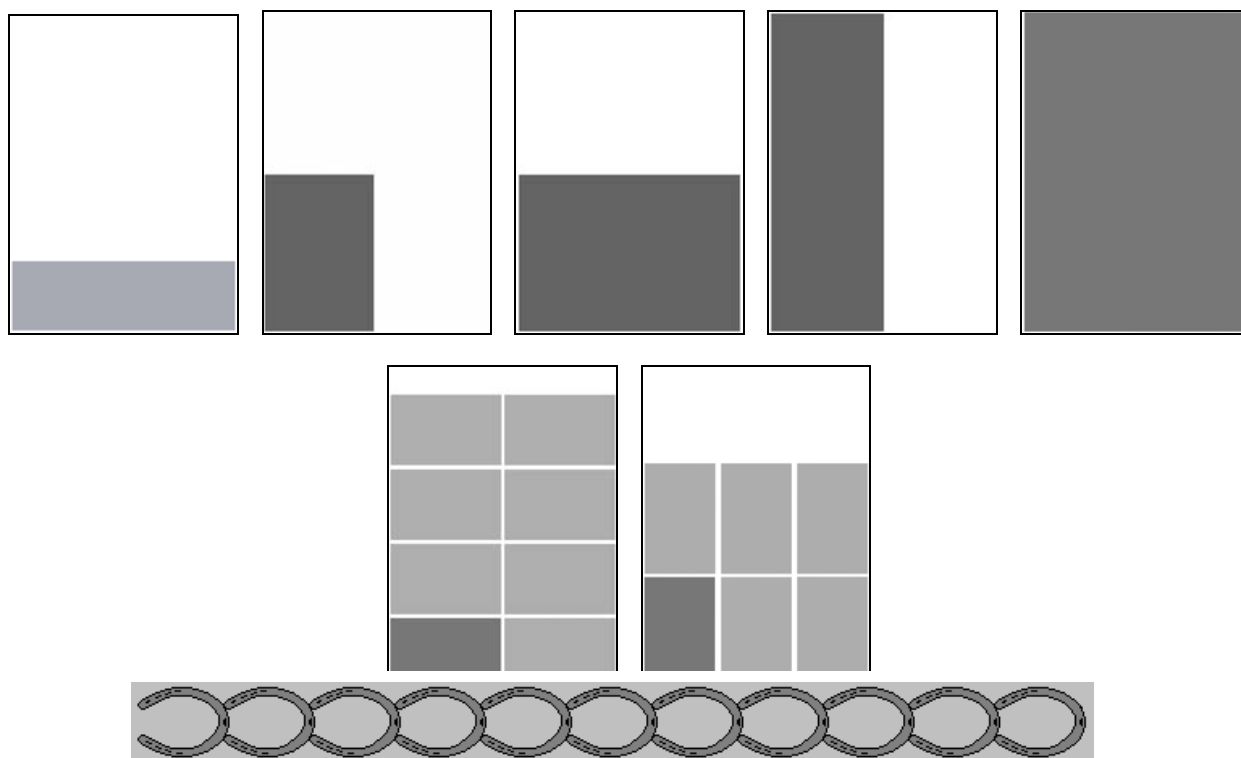
Please keep in mind for future issues that you need to have **high resolution** adverts and photos with a minimum of 300dpi. Ed



## ADVERTISING SAMPLES AND SIZES

Ad Description *All ads must be pre-paid	Ad sizing in mm Width x Height	Alternate Sizing Width x Height
¼ page	90 x 140	190 x 65
½ page	190 x 140	92 x 275
Full page	210 x 297	
Business Card	100 x 65	65 x 100
Classified Section (Text only)	100 X 65	

All artwork is to be supplied in 'print ready' format in either JPEG or PDF. All at 300 DPI using CMYK colour. If adverts are supplied in sizes other than stated above, they will be cropped to fit or enlarged to fit. This may affect the ad by either losing some content or blurring; to avoid this, please ensure your adverts conform to these sizes.



It has become necessary for us to point out that over the last few issues, we have been receiving advertisements in sizes not compatible with our pages or sections.

To alleviate this, we have provided the guide above for size requirements. Please refer to this when doing your adverts.

Please note that business cards and classifieds must conform to a specific size. We realise that business cards can come in different sizes from different printing houses (or homebased ones) but we need to make our Business Directory a little more 'tidy' than it currently is.

Thank you for your help in this.



# Good nutrition produces winning results




## Manufacturers of:

High performance feeds  
for high performance horses

Cooler feeds for  
calmer horses

Low starch / low sugar  
feed for overweight &  
laminitic horses\*

- **Prime horse grain mix**
- **Prime pony and mare mix**
- **Prime show pony mix**
- **Prime horse walk easy** 

## D & M Stockfeeds



SFMCA Feedsafe Accredited

20 Wood Rd, Kyabram Vic, 3620  
Contact:- Robert Danieli 0419 992 077  
03 5853 2440

[www.dmstockfeeds.com.au](http://www.dmstockfeeds.com.au)





*Wishing all our members.....*

**Merry Xmas and a Happy New Year !!**